

PAX River Kids Tri

Overall Results




Plac	Bib	Name	Nat.	Age	Gender	AG	ChipTi	GunTi	Swim+	Bike+	RunEndFin
Tiny-Tri (Yellow)											
1.	32	Lanham, Noah		4	M	Male 0-5	02:46	19:02			02:46
2.	28	Holman, Zaddok		5	M	Male 0-5	02:53	17:04			02:53
3.	38	Paul, Charlie		4	M	Male 0-5	02:57	16:41			02:57
4.	30	Kania, Gavin		5	M	Male 0-5	03:03	17:42			03:03
5.	21	Cusmano, Joseph		6	M	Male 6-7	03:05	18:07			03:05
6.	20	Johnson, Josie		6	F	Female 6-7	03:12	19:14			03:12
7.	27	Ostipow, Greyson		5	M	Male 0-5	03:16	16:24			03:16
8.	25	Orderique, Zulay		5	F	Female 0-5	03:44	11:36			03:44
9.	43	Johnson, James		3	M	Male 0-5	03:49	19:32			03:49
10.	24	Contreras, Khloe		5	F	Female 0-5	03:50	13:13			03:50
11.	34	Wright, Oliver		4	M	Male 0-5	03:52	13:56			03:52
12.	39	Nicholas, Phoenix		4	F	Female 0-5	03:54	19:16			03:54
13.	40	Pierce, Kristen		4	F	Female 0-5	03:57	12:27			03:57
14.	23	Rudolph, Johnny		5	M	Male 0-5	04:09	09:52			04:09
15.	41	Bishop, Levi		3	M	Male 0-5	04:24	11:11			04:24
16.	36	Phillips, Eleanor		4	F	Female 0-5	04:25	13:19			04:25
17.	37	Doyle, Liam		4	M	Male 0-5	04:28	17:02			04:28
18.	26	Folsom, Brady		5	M	Male 0-5	04:29	15:25			04:29
19.	45	Thurber, Jackson		3	M	Male 0-5	04:31	14:56			04:31
20.	35	Skinner, Leia		4	F	Female 0-5	04:32	11:56			04:32
21.	29	Ewing, Nathaniel		5	M	Male 0-5	04:39	10:51			04:39
22.	33	Shedd, Marina		4	F	Female 0-5	05:03	10:01			05:03
23.	44	Folsom, Olivia		3	F	Female 0-5	05:46	17:13			05:46
24.	31	Lippert, Adam		5	M	Male 0-5	05:54	17:55			05:54
25.	42	Lanham, Joseph		3	M	Male 0-5	06:09	22:46			06:09
Tri-It-Out (Green)											
1.	114	Holman, Huxton		9	M	Male 8-9	09:36	47:28	01:13	06:12	02:11
2.	115	Cusmano, Vincent		9	M	Male 8-9	09:43	47:32	01:26	06:06	02:11
3.	116	Paul, Chloe		9	F	Female 8-9	09:55	47:22	01:21	06:15	02:19
4.	140	Donley, Owen		7	M	Male 6-7	10:17	52:27	01:24	06:42	02:11
5.	102	Beamon, David		9	M	Male 8-9	10:24	47:26	01:20	06:52	02:12
6.	125	Kania, Mason		8	M	Male 8-9	10:39	50:08	01:24	06:59	02:16
7.	168	Dungey, Adler		9	M	Male 8-9	11:00	49:40	01:18	07:26	02:16
8.	111	BORRERO, ALICIA		9	F	Female 8-9	11:03	49:25	01:36	06:51	02:36
9.	163	Ross, Allie		9	F	Female 8-9	11:08	50:05	01:27	07:10	02:31
10.	148	Rowlett, Starla		8	M	Male 8-9	11:15	55:14	01:34	07:12	02:29
11.	117	Samora, Jackson		9	M	Male 8-9	11:20	49:43	01:34	07:28	02:18
12.	106	Lockwood, Harper		8	F	Female 8-9	11:24	46:54	01:25	07:43	02:16
13.	128	Anderson, Talula		8	F	Female 8-9	11:25	50:25	01:41	07:05	02:39
14.	107	Hostettler, Kylie		8	F	Female 8-9	11:26	47:44	01:10	07:49	02:27
15.	105	Wright, Bradley		8	F	Female 8-9	11:27	47:34	01:22	07:41	02:24
16.	104	Kirby, Carson		8	M	Male 8-9	11:33	48:10	01:25	07:11	02:57
17.	100	Cobb, Matthew		9	M	Male 8-9	12:07	48:48	01:30	07:48	02:49

PAX River Kids Tri

Overall Results





Plac	Bib	Name	Nat.	Age	Gender	AG	ChipTi	GunTi	Swim+	Bike+	RunEndFin
18.	123	Hager, Seth		8	M	Male 8-9	12:13	52:37	01:36	07:46	02:51
19.	119	Cameron, Peyton		8	F	Female 8-9	12:16	49:30	01:41	07:47	02:48
20.	118	Oliver, Samantha		9	F	Female 8-9	12:18	50:32	01:35	08:07	02:36
21.	167	Hurst, David		9	M	Male 8-9	12:27	54:23	01:34	08:41	02:12
22.	120	Radocaj, Daniela		8	F	Female 8-9	12:34	49:52	01:50	08:15	02:29
23.	145	Johnson, Finn		9	M	Male 8-9	12:49	56:51	01:39	08:29	02:41
24.	134	Ostipow, Kylie		7	F	Female 6-7	13:03	54:27	01:43	09:05	02:15
25.	133	Gallo, Gabriella		7	F	Female 6-7	13:17	54:11	01:26	09:18	02:33
26.	122	Schmalz, Jordan Jr		8	M	Male 8-9	13:19	53:24	02:00	08:52	02:27
27.	166	Hurst, Zachary		7	M	Male 6-7	13:20	55:25	01:45	08:22	03:13
28.	112	Chesterton, Grace		9	F	Female 8-9	13:21	51:07	01:40	09:23	02:18
29.	127	Thurber, Elijah		8	M	Male 8-9	13:22	53:36	01:45	09:16	02:21
30.	136	Bruso, Charles		7	M	Male 6-7	13:24	55:45	02:02	08:45	02:37
31.	138	Shafer, Allison		7	F	Female 6-7	13:25	54:36	01:55	09:16	02:14
32.	129	Kim, Sophia		8	F	Female 8-9	13:26	52:35	01:51	08:31	03:04
33.	152	Pierce, Morgan		7	F	Female 6-7	13:30	56:10	01:58	08:53	02:39
34.	110	Shedd, Olivia		9	F	Female 8-9	13:43	50:03	01:17	09:43	02:43
35.	139	Nicholas, Kaladin		7	M	Male 6-7	13:44	54:30	01:34	09:32	02:38
36.	109	Stalter, Hailey		9	F	Female 8-9	13:44	50:34	01:37	09:21	02:46
37.	154	Paul, Thea		6	F	Female 6-7	13:45	56:41	01:49	08:46	03:10
38.	151	Reed, Forest		7	M	Male 6-7	13:48	56:57	01:45	09:36	02:27
39.	126	Oliver, William		8	M	Male 8-9	13:48	53:56	01:50	09:52	02:06
40.	135	Ewing, Olivia		7	F	Female 6-7	13:52	56:21	01:59	09:12	02:41
41.	132	Carrigg, Natalie		7	F	Female 6-7	14:04	53:07	01:33	09:56	02:35
42.	149	Tweedie, Nicola		7	F	Female 6-7	14:08	58:32	02:26	08:18	03:24
43.	101	Carrigg, Zoe		9	F	Female 8-9	14:10	49:45	01:43	09:34	02:53
44.	164	Kelley, Dawson		7	M	Male 6-7	14:23	58:56	02:17	08:56	03:10
45.	124	Doyle, Jamie		8	F	Female 8-9	14:31	54:08	01:44	09:04	03:43
46.	150	Workman, Ezekiel		7	M	Male 6-7	14:45	58:01	02:16	09:37	02:52
47.	137	Pappas, Anya		7	F	Female 6-7	14:51	56:25	02:20	09:11	03:20
48.	121	Orderique, Noah		8	M	Male 8-9	14:54	53:12	02:00	10:19	02:35
49.	131	Stalter, Hannah		7	F	Female 6-7	15:19	54:54	01:51	10:33	02:55
50.	144	Salamon, Beatrice		6	F	Female 6-7	15:26	59:17	02:40	10:15	02:31
51.	153	Doyle, Kennedy		6	F	Female 6-7	16:03	59:48	02:09	11:03	02:51
52.	142	Shedd, Evangelina		6	F	Female 6-7	16:11	57:00	02:00	11:36	02:35
53.	141	Morris, Molly		7	F	Female 6-7	16:36	57:56	02:09	11:30	02:57
54.	130	Bishop, Avery		7	M	Male 6-7	16:45	56:36	01:57	10:28	04:20
55.	143	Hager, Henry		6	M	Male 6-7	16:54	58:37	02:51	11:12	02:51
56.	147	McCarron, Aiden		8	M	Male 8-9	17:12	1:00:17	02:26	12:07	02:39
57.	165	Steffe, Elsie		8	F	Female 8-9	18:24	1:01:27	02:35	12:46	03:03

Tri-It-Out (Non-Competitive) - Green

1.	161	Rupp, Nolan		7	M	Male 6-7	12:28	57:26	01:53	08:14	02:21
2.	156	McCarron, Adelyn		6	F	Female 6-7	15:44	1:00:44	02:33	10:41	02:30
3.	158	Phillips, Matilda		7	F	Female 6-7	15:47	1:01:00	02:29	10:25	02:53

PAX River Kids Tri

Overall Results


Plac	Bib	Name	Nat.	Age	Gender	AG	ChipTi	GunTi	Swim+	Bike+	RunEndFin
4.	157	Torres, Ollie		6	M	Male 6-7	15:56	1:00:32	03:01	10:03	02:52
5.	159	Leavitt, Beau		6	M	Male 6-7	18:03	1:04:50	03:27	11:31	03:05
6.	160	Leavitt, Benton		6	M	Male 6-7	19:12	1:04:51	02:44	13:20	03:08
7.	155	Reed, Anza		5	M	Male 0-5	19:27	1:04:04	03:41	12:40	03:06

Super Sprint (Red)





1.	203	Shafer, Brian		13	M	Male12-13	19:51	41:16	02:30	10:32	06:49
2.	210	Baumgartner, Lincoln		13	M	Male12-13	20:51	42:37	02:57	09:53	08:01
3.	202	Parks, Rachel		13	F	Female 12-13	22:19	40:29	02:21	11:21	08:37
4.	232	Baumgartner, Brave		10	M	Male10-11	23:26	51:32	03:24	11:12	08:50
5.	218	Campbell, Sebastian		11	M	Male10-11	23:40	48:31	02:49	11:45	09:06
6.	220	Holman, Vander		11	M	Male10-11	23:40	48:44	02:40	11:22	09:38
7.	211	Campbell, Oliver		12	M	Male12-13	23:53	43:26	02:55	12:06	08:52
8.	201	Osborn, Malia		13	F	Female 12-13	24:02	39:51	02:18	11:51	09:53
9.	204	Horner, Zoey		12	F	Female 12-13	24:18	41:25	02:46	13:41	07:51
10.	208	Lockwood, Morgan		11	F	Female10-11	24:45	40:43	02:42	12:14	09:49
11.	200	Kollar, Mason		13	M	Male12-13	25:23	48:09	02:33	14:03	08:47
12.	236	Thurber, Maxwell		10	M	Male10-11	25:38	54:45	03:15	13:56	08:27
13.	213	Radocaj, Alyena		12	F	Female 12-13	26:11	44:51	02:55	13:04	10:12
14.	212	Bishop, Cohen		12	M	Male12-13	26:36	45:46	02:34	13:00	11:02
15.	214	Weinberger, Brett		12	M	Male12-13	26:53	47:28	02:47	14:22	09:44
16.	234	Shafer, Caitlyn		10	F	Female10-11	27:21	54:51	03:31	14:00	09:50
17.	240	Heiner, Bridgette		11	F	Female10-11	27:24	59:08	03:30	13:09	10:45
18.	205	Schmidt, Meredith		11	F	Female10-11	27:25	45:56	02:19	15:21	09:45
19.	216	Medford, Chase		12	M	Male12-13	27:25	53:40	03:01	14:28	09:56
20.	225	Oliver, Rebecca		11	F	Female10-11	28:05	59:34	03:07	14:57	10:01
21.	223	Ewing, Emma		11	F	Female10-11	28:25	58:51	02:59	14:26	11:00
22.	206	Osborn, Baylor		11	M	Male10-11	30:04	51:40	03:02	14:42	12:20
23.	237	Tweedie, Chase		11	M	Male10-11	31:00	1:00:40	03:44	14:36	12:40
24.	222	Potter, Liam		11	M	Male10-11	31:02	53:55	04:10	14:43	12:09
25.	217	Nickle, Maya		12	F	Female 12-13	31:16	55:00	03:17	16:19	11:40
26.	219	Contreras, Tiago		11	M	Male10-11	31:57	59:53	04:11	16:26	11:20
27.	221	Lansley, Alaine		11	F	Female10-11	32:29	55:00	03:10	16:39	12:40
28.	228	Nicely, Tristan		10	M	Male10-11	32:30	1:02:00	04:43	16:49	10:58
29.	233	Rupp, Ellouise		10	F	Female10-11	32:36	1:05:55	03:43	17:08	11:45
30.	207	Dyson, Kate		11	F	Female10-11	32:39	52:51	03:28	15:34	13:37
31.	242	Stewart, Francesca		13	F	Female 12-13	32:45	50:12	04:21	13:47	14:37
32.	243	Martin, Alicia Chloe		12	F	Female 12-13	33:22	57:12	03:08	13:46	16:28
33.	235	Salamon, Frankie		10	F	Female10-11	34:11	1:06:55	04:19	18:29	11:23
34.	227	Shaw, Caleb		10	M	Male10-11	34:14	1:00:56	03:44	14:41	15:49
35.	224	Brown, Savannah		11	F	Female10-11	35:05	1:06:28	03:24	17:26	14:15
36.	241	Deaton, Maddie		10	F	Female10-11	36:10	1:09:16	05:07	17:49	13:14
37.	239	Feragotti, Anna		11	F	Female10-11	36:55	1:02:54	04:26	16:41	15:48
38.	231	Clements, Mackenzie		10	F	Female10-11	41:14	1:14:12	05:21	21:14	14:39
39.	226	Kim, Olivia		11	F	Female10-11	42:23	1:06:38	04:24	04:02	33:57

PAX River Kids Tri

Overall Results

Plac	Bib	Name	Nat.	Age	Gen	AG	ChipTi	GunTi	Swim+	Bike+	RunEndFin
40.	209	Buttrey, Brooklyn		10	F	Female10-11	46:18	1:06:14	03:36	25:27	17:15

Half-Sprint (Blue)

1.	400	Magda, Leah		16	F	Female 16-17	40:26	42:17	05:29	25:09	09:48
2.	402	Kline, Hunter		14	M	Male 14-15	47:29	50:10	06:23	25:07	15:59
3.	403	Gutekunst, Audrey		15	F	Female 14-15	49:59	53:30	07:13	29:57	12:49
4.	401	Dyson, Jack		14	M	Male 14-15	51:50	52:40	06:45	28:40	16:25

Number of records: 133